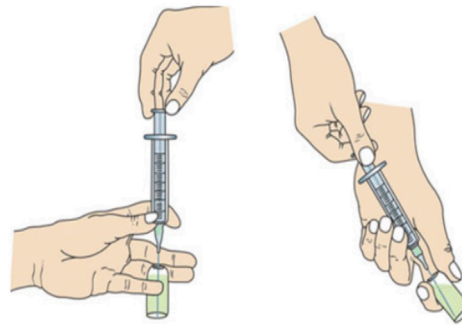
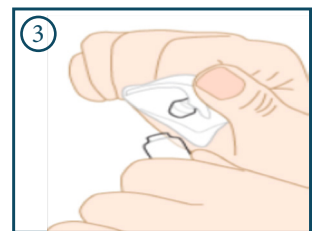
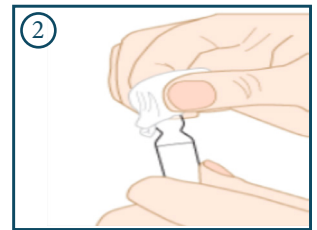
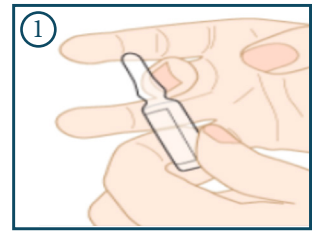


Epinephrine Preparation Using Ampules

Prepare

1. Hold the ampule upright. Tap the ampule top to move any fluid out of the neck.
2. Wrap an alcohol pad or gauze around the neck of the ampule.
3. Snap the ampule at the neck, directing the force away from your body.
4. Attach a filter needle to the syringe.
5. Insert the needle into the solution.
6. Invert the ampule or leave it on a hard surface.
7. Pull back on the plunger until you reach the correct dose.
8. Tap syringe to clear any air from it.
9. Cap the filter needle and discard in sharps container.



Administer

10. Attach a new needle for injection to syringe.
11. Inject the contents of syringe into thigh, about halfway between hip and knee.
12. Remove the needle from thigh and discard ampule and needle into sharps container.



NOTE: You may need further medical attention. If symptoms continue or recur, you may need a second dose.